




# EMPOWER Cash Fund

Information is correct at 31 January 2024

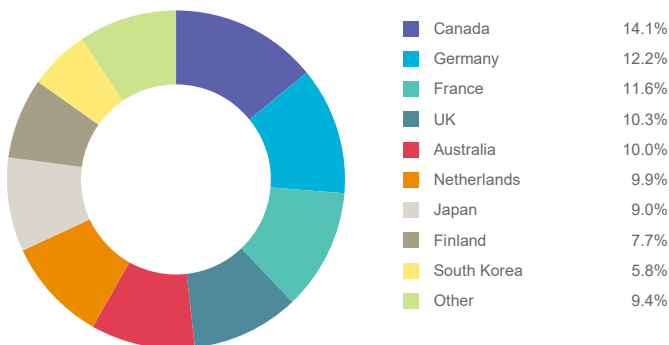
## FUND FACTS

	<b>Objective</b>	To achieve a reasonable rate of interest with a high degree of security.
	<b>Investment Style</b>	Active
	<b>Asset Mix</b>	Cash

## RISK LEVEL

1	2	3	4	5	6	7
LOW RISK		MEDIUM RISK		HIGH RISK		

## COUNTRY DISTRIBUTION



## TOP TEN DEPOSITS HELD WITH

COUNTERPARTIES	COUNTRY
BNG Bank	Netherlands
BNP Paribas	France
Commonwealth Bank of Aus London	Australia
DZ Bank	Germany
HSBC Continental Europe	UK
Landeskreditbank	Germany
National Bank of Canada	Canada
Nordea Bank AB Sweden branch	Finland
Santander UK	UK
The Korea Development Bank	South Korea

## FUND DESCRIPTION

This very low risk fund invests in cash and short-term deposits, and aims to give a stable and predictable return. While the fund is intended to be very low risk, members should be aware that it could fall in value. The fund is benchmarked against the 3 month Euribid rate, which reflects the rate of interest achievable for institutional investors (such as pension scheme providers) on short-term deposits. It is not guaranteed and can experience negative returns, depending on the prevailing interest rates offered by highly rated counterparty banks, and the Annual Management Charge of the fund.

The fund can be used to protect the value of member's funds against market movements. For members who are close to retirement it is particularly useful for that element of the fund that will be taken as a tax-free lump sum.

**Warning: If you invest in this product you may lose some or all**

## FUND CHARACTERISTICS

Number of Deposit Counterparties	33
Average Credit Rating of Banks	AA-
Current Gross Yield	3.86%
Weighted Average Maturity	85

## MATURITY PROFILE

Duration	Cumulative %
1 Week	19.8%
1 Month	35.5%
3 Months	61.4%
6 Months	83.4%
9 Months	93.9%
12 Months	100.0%

Maturity Profile - refers to the cash management of the fund and percentage of cash available at maturity dates

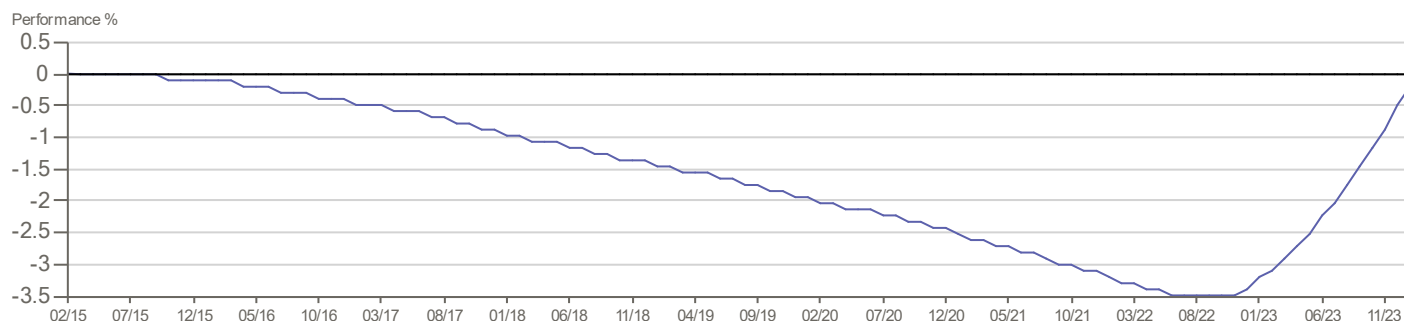
## CALENDAR YEAR RETURN

	2018	2019	2020	2021	2022	2023	YTD
Fund	-0.49%	-0.59%	-0.49%	-0.70%	-0.30%	3.01%	0.29%
Benchmark	-0.46%	-0.49%	-0.55%	-0.68%	0.20%	3.34%	0.32%

## PERFORMANCE AS AT 31/01/2024

	1 Month	3 Month	1 Year	3 Year p.a.	5 Year p.a.	Since Launch p.a.
Fund	0.29%	0.98%	3.10%	0.79%	0.25%	-0.02%
Benchmark	0.32%	0.96%	3.48%	1.07%	0.43%	0.07%

## CUMULATIVE PERFORMANCE



Fund returns are quoted before taxes and after a standard annual management charge of 0.15%. Annual fund management charges are calculated and deducted based on the offer price of the fund. The unit price and value of the fund are always quoted after an allowance has been made for the fund management charge. There is no Bid/Offer spread.

Launch Date (for the series used in the above performance illustration) = 26 Feb 2015; YTD = year to date; p.a. = per annum

Source: Irish Life Investment Managers

Benchmark: The standard against which the performance of the fund is measured. It typically includes market indices or weighted combinations of these as appropriate.

**Warning: Past performance is not a reliable guide to future performance.**

**Warning: The value of your investment may go down as well as up.**

Irish Life Investment Managers are recognised internationally for their expertise, innovation and track record:  
 -INVESTMENT MANAGER OF THE YEAR Irish Pensions Awards 2022  
 -Irish Life Corporate Business won the Irish Pension Scheme of the Year award for the EMPOWER Master Trust 2022  
 -EXCELLENCE IN DC AWARDS Irish Pensions Awards 2020 and 2021

To find out more about our fund range and to view the latest market and fund manager updates please visit:  
<http://www.irishlifecorporatebusiness.ie>

Irish Life Assurance plc, trading as Irish Life, is regulated by the Central Bank of Ireland.  
 Irish Life Investment Managers Limited is regulated by the Central Bank of Ireland.  
 NF1-NET-0124

