

EMPOWER Cautious Growth Fund

Information is correct at 31 January 2025

FUND FACTS

Objective Long term expected return is cash deposit rates +3% p.a. gross of fees managed within a risk range.

Sustainability Promotes environmental and social characteristics alongside other factors (Article 8 under the Sustainable Finance Disclosure Regulation)

Investment Style Active & Indexed Multi Strategy

RISK LEVEL

1	2	3	4	5	6	7
LOW RISK		MEDIUM RISK		HIGH RISK		

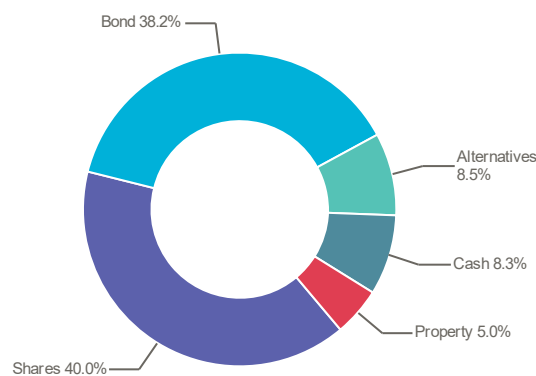
FUND DESCRIPTION

This low to medium risk fund is a mix of assets such as bonds, equities, property and cash. It also features several risk management strategies and aims to have a small allocation to higher risk assets such as equities and property. Irish Life monitors and rebalances the fund regularly and may change the asset mix over time.

The benchmark performances and returns reflect the long term (5 to 7 years) expected fund returns, which is cash deposit rates plus 3% pa. This timeframe is likely to capture a full market cycle. Cash deposit rates were previously measured by the Euro Over Night Index Average, and from January 2022 are measured by the Euro Short Term Rate. This is not guaranteed and the fund can experience negative returns.

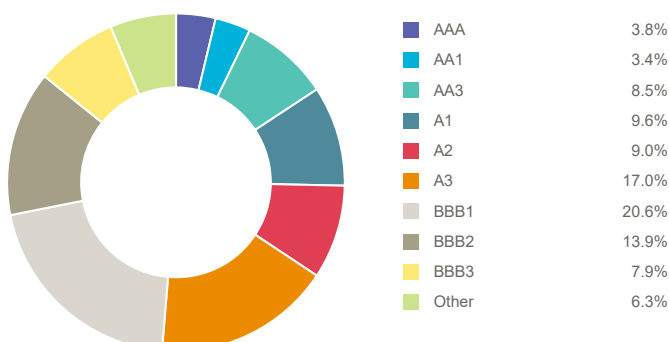
Warning: If you invest in this product you may lose some or all of the money you invest.

ASSET ALLOCATION



Asset Class	Percentage
SHARES	40.0%
Global Shares	30.4%
Global Low Volatility Shares	9.6%
BOND	38.2%
Corporate Bonds	22.9%
Emerging Market Bonds	6.5%
Global Aggregate Bonds	4.0%
Government Bonds	3.8%
High Yield Bonds	1.0%
ALTERNATIVES	8.5%
CASH	8.3%
PROPERTY	5.0%

BOND PORTFOLIO CREDIT QUALITY



RESPONSIBLE INVESTING

Our approach is making the difference today to deliver a better, more sustainable tomorrow.



For more information about our approach to Responsible Investment, please refer to:

<https://www.iiim.com/responsible-investing/>

The assets in this fund may be used for the purposes of securities lending in order to earn an additional return for the fund. While securities lending increases the level of risk within the fund it also provides an opportunity to increase the investment return. Part of this fund may borrow to invest in property. Non euro currency exposures may be fully or partly hedged back to euro to reduce foreign currency risk.

This fund is provided by Irish Life Assurance plc and is managed by Irish Life Investment Managers Limited.

Warning: This fund may be affected by changes in currency exchange rates.

SHARE SECTOR DISTRIBUTION

SECTOR	% of FUND
Information Technology	23.1%
Financials	17.4%
Consumer Discretionary	12.5%
Health Care	11.6%
Industrials	9.2%
Communication Services	7.2%
Consumer Staples	5.4%
Energy	3.5%
Materials	3.4%
Other	6.7%

RISK MANAGEMENT STRATEGIES



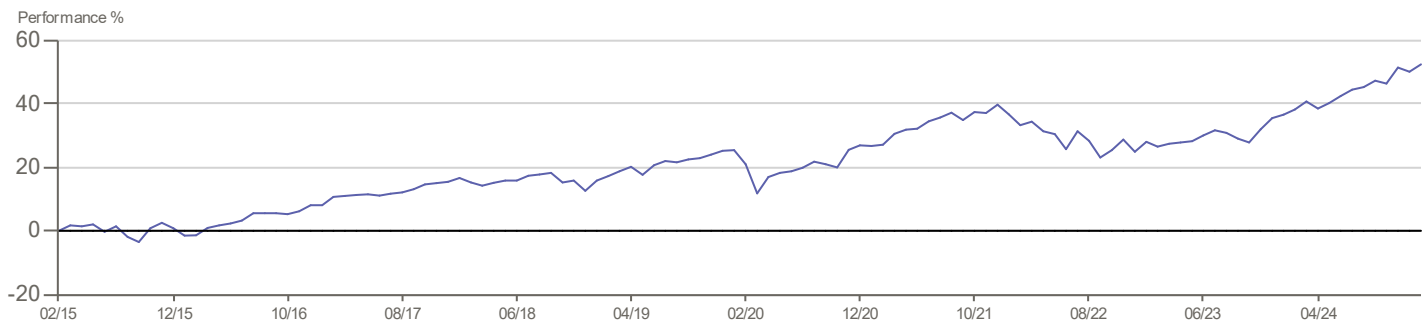
CALENDAR YEAR RETURN

	2019	2020	2021	2022	2023	2024	YTD
Fund	11.13%	1.45%	10.09%	-10.66%	8.47%	10.89%	1.48%
Benchmark	2.59%	2.52%	2.50%	3.02%	6.28%	6.76%	0.50%

PERFORMANCE AS AT 31/01/2025

	1 Month	3 Month	1 Year	3 Year p.a.	5 Year p.a.	Since Launch p.a.
Fund	1.48%	4.09%	11.62%	3.69%	3.97%	4.34%
Benchmark	0.50%	1.51%	6.68%	5.44%	4.25%	3.46%

CUMULATIVE PERFORMANCE



Fund returns are quoted before taxes and after a standard annual management charge of 0.29%. Annual fund management charges are calculated AND deducted based on the offer price of the fund. The unit price AND VALUE of the fund are always quoted after an allowance has been made for the fund management charge. There is no Bid/Offer spread.

Launch Date (for the series used in the above performance illustration) = 26 Feb 2015; YTD = year to date; p.a. = per annum

Source: Irish Life Investment Managers

Benchmark: The standard against which the performance of the fund is measured. It typically includes market indices or weighted combinations of these as appropriate.

Warning: Past performance is not a reliable guide to future performance.

Warning: The value of your investment may go down as well as up.

RESPONSIBLE INVESTING KEY CHARACTERISTICS

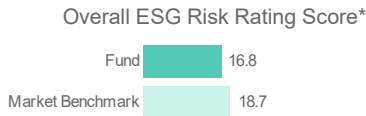
RESPONSIBLE INVESTMENT APPROACH

In line with the overall fund objective, the fund targets investment in strategies which help contribute to achieving its sustainability goals.

This involves selecting strategies which exclude or reduce exposure to companies with poorer sustainability characteristics and increasing exposure to companies with better sustainability characteristics. Sustainability characteristics are also considered in the selection of property and alternative funds.

ESG RISK RATING

The Environmental, Social & Governance (ESG) Risk Rating measures the degree to which a company's economic value is at risk due to not considering ESG factors using a calculation of the company's unmanaged ESG risks.



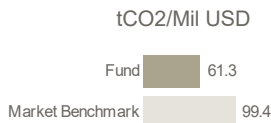
*A lower score indicates a lower level of unmanaged ESG risk and potential risk to the economic value.

Sustainalytics' ESG Risk Ratings measure a company's exposure to industry-specific material ESG risks and how well a company is managing those risks. This multi-dimensional way of measuring ESG risk combines the concepts of management and exposure to arrive at an absolute assessment of ESG risk. Sustainalytics identifies five categories of ESG risk severity that could impact a company's enterprise value.

Negligible	Low	Medium	High	Severe
0 - 10	10 - 20	20 - 30	30 - 40	40+

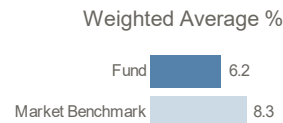
CARBON INTENSITY**

Carbon intensity is a metric used to compare company emissions across industries. The absolute emissions is divided by total earnings with the figure expressed in tonnes of carbon dioxide equivalent per million USD of total revenue.



FOSSIL FUEL

Fossil Fuel Involvement measures the percentage of earnings that companies get from thermal coal extraction, coal-based power generation, oil and gas production, oil and gas based power generation, and oil and gas related products and services.



Note on Calculation of Sustainability Characteristics:

ESG metrics data sourced from Sustainalytics (Powered by Sustainalytics).

ESG risk scores and carbon metrics are currently calculated for Shares and Corporate Bonds only which represent 59.5% of the total portfolio. This reflects the majority (but potentially not all) of the Global Shares and Corporate Bonds in the portfolio.

Information is correct as at 31 January 2025. **Carbon Intensity data is correct as at 31 December 2024

ADDITIONAL INFORMATION - SUSTAINABLE FINANCE DISCLOSURE REGULATION ("SFDR")

As this fund has been categorised as meeting the provisions set out in Article 8 of the EU SFDR, more information on what the sustainability related ambitions of the fund are and how the sustainability related ambitions of the fund are met can be found on the website:

[/https://www.irishlifeemployersolutions.ie/sfdr](https://www.irishlifeemployersolutions.ie/sfdr)

Copyright © (2022) Sustainalytics. All rights reserved. This fact sheet contains information developed by Sustainalytics. Such information and data are proprietary of Sustainalytics and/or its third-party suppliers (Third Party Data) and are provided for informational purposes only. They do not constitute an endorsement of any product or project, nor an investment advice and are not warranted to be complete, timely, accurate or suitable for a particular purpose. Their use is subject to conditions available at <https://www.sustainalytics.com/legal-disclaimers>.

Irish Life Investment Managers are recognised internationally for their expertise, innovation and track record:

-INVESTMENT MANAGER OF THE YEAR Irish Pensions Awards 2024

-GRESB 5 Star Rating 2024 for Pension, European & Property Funds

-PROPERTY MANAGER OF THE YEAR Irish Pensions Awards 2023

To find out more about our fund range and to view the latest market and fund manager updates please visit: <https://www.irishlifeemployersolutions.ie/>