





# Sustainable Equity (ESG) Fund

Information is correct at 31 July 2024

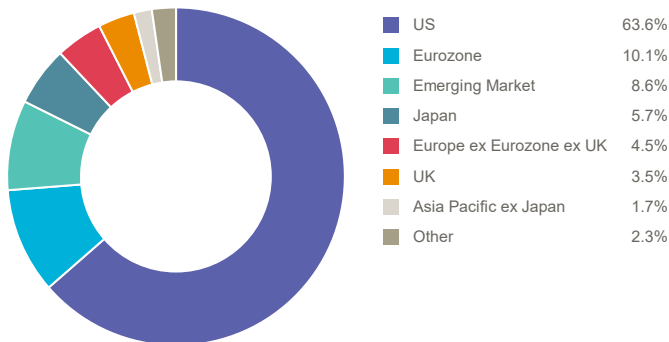
## FUND FACTS

|  |                         |   |
|--|-------------------------|---|
|  | <b>Objective</b>        | The fund follows the Solactive IILM Sustainable Global Market Equity Index  |
|  | <b>Sustainability</b>   | Promotes environmental and social characteristics alongside other factors (Article 8 under the Sustainable Finance Disclosure Regulation) |
|  | <b>Investment Style</b> | Indexed   |
|  | <b>Asset Mix</b>        | Equities  |

## RISK LEVEL

|          |   |             |   |           |   |   |
|----------|---|-------------|---|-----------|---|---|
| 1        | 2 | 3           | 4 | 5         | 6 | 7 |
| LOW RISK |   | MEDIUM RISK |   | HIGH RISK |   |   |

## SHARE REGIONAL DISTRIBUTION



## FUND DESCRIPTION

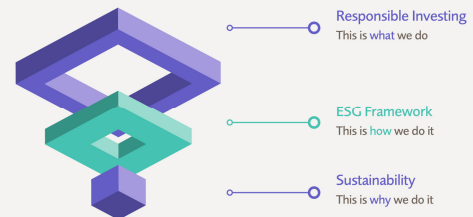
This is a high risk fund with 100% invested in equities and can have a high level of volatility. The benchmark is the Solactive IILM Sustainable Global Market Equity Index. This index is designed to deliver equity market returns with enhanced exposure to more sustainable companies and a better alignment to the low carbon transition economy. Over time, both the fund and the index are expected to produce returns in excess of inflation and cash returns.

The index uses both exclusionary screening and integrates sustainability criteria into its security selection process, both of which Irish Life believe can improve the risk profile of the fund's portfolio relative to the respective market capitalisation index.

**Warning: If you invest in this product you may lose some or all of the money you invest.**

## RESPONSIBLE INVESTING

Our approach is making the difference today to deliver a better, more sustainable tomorrow.



For more information about our approach to Responsible Investment, please refer to:

<https://www.iilm.com/responsible-investing/>

## TOP TEN SHARE HOLDINGS

| STOCK NAME                         | % of FUND |
|------------------------------------|-----------|
| APPLE INC                          | 4.9%      |
| MICROSOFT CORP                     | 4.5%      |
| NVIDIA CORP                        | 4.3%      |
| ALPHABET INC                       | 2.0%      |
| AMAZON.COM INC                     | 2.0%      |
| TESLA INC                          | 1.3%      |
| META PLATFORMS INC                 | 1.1%      |
| VISA INC                           | 0.9%      |
| TAIWAN SEMICONDUCTOR MANUFACTURING | 0.9%      |
| MASTERCARD INC                     | 0.9%      |

## SHARE SECTOR DISTRIBUTION

| SECTOR                 | % of FUND |
|------------------------|-----------|
| Information Technology | 26.7%     |
| Financials             | 16.6%     |
| Consumer Discretionary | 12.1%     |
| Health Care            | 11.0%     |
| Industrials            | 8.9%      |
| Communication Services | 7.0%      |
| Consumer Staples       | 5.0%      |
| Energy                 | 3.8%      |
| Materials              | 3.7%      |
| Other                  | 5.2%      |

The assets in this fund may be used for the purposes of securities lending in order to earn an additional return for the fund. While securities lending increases the level of risk within the fund it also provides an opportunity to increase the investment return.

This fund is provided by Irish Life Assurance plc and is managed by Irish Life Investment Managers Limited.

**Warning: This fund may be affected by changes in currency exchange rates.**

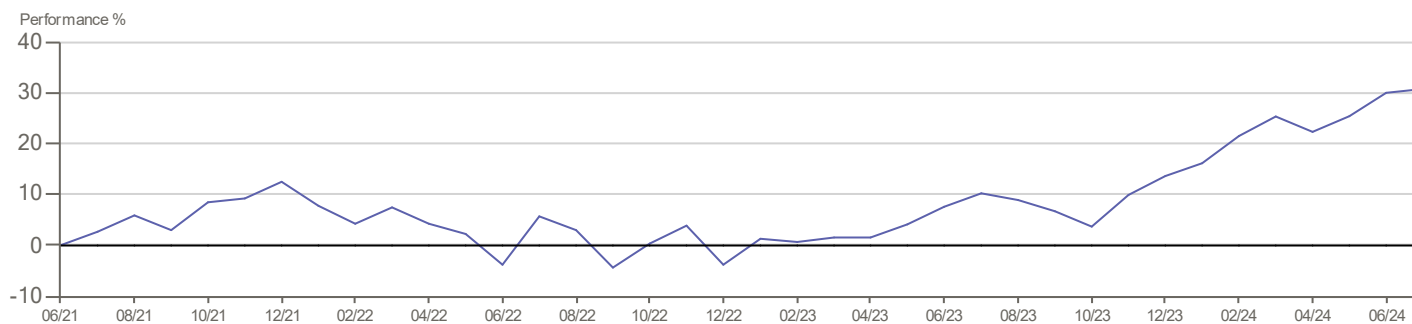
## CALENDAR YEAR RETURN

|           | 2022    | 2023   | YTD    |
|-----------|---------|--------|--------|
| Fund      | -14.51% | 18.14% | 15.16% |
| Benchmark | -14.47% | 18.26% | 15.21% |

## PERFORMANCE AS AT 31/07/2024

|           | 1 Month | 3 Month | 1 Year | 3 Year p.a. | Since Launch p.a. |
|-----------|---------|---------|--------|-------------|-------------------|
| Fund      | 0.60%   | 6.95%   | 18.66% | 8.41%       | 8.97%             |
| Benchmark | 0.58%   | 6.99%   | 18.83% | 8.49%       | 8.51%             |

## CUMULATIVE PERFORMANCE



Fund returns are quoted before taxes and after a standard annual management charge of 0.23%. Annual fund management charges are calculated and deducted based on the offer price of the fund. The unit price and value of the fund are always quoted after an allowance has been made for the fund management charge. There is no Bid/Offer spread.

Launch Date (for the series used in the above performance illustration) = 14 Jun 2021; YTD = year to date; p.a. = per annum

Source: Irish Life Investment Managers

Benchmark: The standard against which the performance of the fund is measured. It typically includes market indices or weighted combinations of these as appropriate.

**Warning: Past performance is not a reliable guide to future performance.**

**Warning: The value of your investment may go down as well as up.**

*Solactive AG ("Solactive") is the licensor of the Index. Funds that are based on the Index are not sponsored, endorsed, promoted or sold by Solactive in any way and Solactive makes no express or implied representation, guarantee or assurance with regard to: (a) the advisability in investing in the Fund or in any financial instruments; (b) the quality, accuracy and/or completeness of the Index; and/or (c) the results obtained or to be obtained by any person or entity from the use of the Index. Solactive reserves the right to change the methods of calculation or publication with respect to the Index. Solactive shall not be liable for any damages suffered or incurred as a result of the use (or inability to use) of the Index.*

## RESPONSIBLE INVESTING KEY CHARACTERISTICS

### RESPONSIBLE INVESTMENT APPROACH

The underlying Index excludes companies which demonstrate harmful corporate behaviour or produce products which harm when used as intended or where the production causes significant harm to the environment.

The underlying Index selects securities using Sustainability criteria in order to exclude or reduce exposure to companies with poorer sustainability characteristics and increase exposure to companies with better sustainability characteristics.

### ESG RISK RATING

The Environmental, Social & Governance (ESG) Risk Rating measures the degree to which a company's economic value is at risk due to not considering ESG factors using a calculation of the company's unmanaged ESG risks.



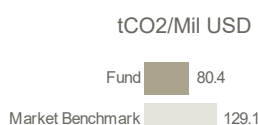
\*A lower score indicates a lower level of unmanaged ESG risk and potential risk to the economic value.

Sustainalytics' ESG Risk Ratings measure a company's exposure to industry-specific material ESG risks and how well a company is managing those risks. This multi-dimensional way of measuring ESG risk combines the concepts of management and exposure to arrive at an absolute assessment of ESG risk. Sustainalytics identifies five categories of ESG risk severity that could impact a company's enterprise value.

| Negligible | Low     | Medium  | High    | Severe |
|------------|---------|---------|---------|--------|
| 0 - 10     | 10 - 20 | 20 - 30 | 30 - 40 | 40+    |

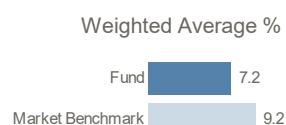
### CARBON INTENSITY

Carbon intensity is a metric used to compare company emissions across industries. The absolute emissions is divided by total earnings with the figure expressed in tonnes of carbon dioxide equivalent per million USD of total revenue.



### FOSSIL FUEL

Fossil Fuel Involvement measures the percentage of earnings that companies get from thermal coal extraction, coal-based power generation, oil and gas production, oil and gas based power generation, and oil and gas related products and services.



Note on Calculation of Sustainability Characteristics:

ESG metrics data sourced from Sustainalytics (Powered by Sustainalytics).

ESG risk scores and carbon metrics are currently calculated for Shares and Corporate Bonds only which represent 100.0% of the total portfolio. This reflects the majority (but potentially not all) of the Global Shares and Corporate Bonds in the portfolio.

### ADDITIONAL INFORMATION - SUSTAINABLE FINANCE DISCLOSURE REGULATION ("SFDR")

As this fund has been categorised as meeting the provisions set out in Article 8 of the EU SFDR, more information on what the sustainability related ambitions of the fund are and how the sustainability related ambitions of the fund are met can be found on the website:

[/https://www.irishlifeemployersolutions.ie/sfdr](https://www.irishlifeemployersolutions.ie/sfdr)

Information is correct as at 31 July 2024

Copyright © (2022) Sustainalytics. All rights reserved. This fact sheet contains information developed by Sustainalytics. Such information and data are proprietary of Sustainalytics and/or its third-party suppliers (Third Party Data) and are provided for informational purposes only. They do not constitute an endorsement of any product or project, nor an investment advice and are not warranted to be complete, timely, accurate or suitable for a particular purpose. Their use is subject to conditions available at <https://www.sustainalytics.com/legal-disclaimers>.

Irish Life Investment Managers are recognised internationally for their expertise, innovation and track record:

-INVESTMENT MANAGER OF THE YEAR Irish Pensions Awards 2022

-Irish Life Corporate Business won the Irish Pension Scheme of the Year award for the EMPOWER Master Trust 2022

-EXCELLENCE IN DC AWARDS Irish Pensions Awards 2020 and 2021

To find out more about our fund range and to view the latest market and fund manager updates please visit: <https://www.irishlifeemployersolutions.ie/>

Irish Life Assurance plc, trading as Irish Life, is regulated by the Central Bank of Ireland.  
Irish Life Investment Managers Limited is regulated by the Central Bank of Ireland.  
NF8-NET-0724